

Set up your Internet



Your delivery includes:



WIFI router



DSL cable



power supply unit



LAN cable

* adapter for telephone socket (if necessary)

1. Find out where the network socket is located

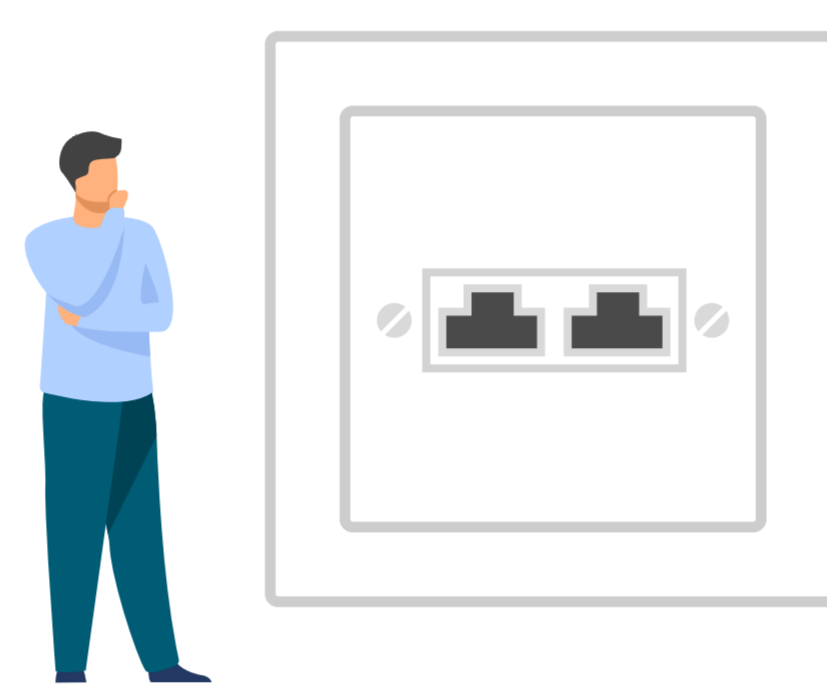
Option A: telephone socket and adapter



Tip

The adapter should be inserted as firmly as possible into the socket.

Option B: network socket




Tip

The network socket is usually located in the living room or where the common cable connection is located.

2. Connect the WIFI router with the network socket

2.1.

You will need the supplied DSL cable.




Tip

Think about where and how the router will be installed before connecting it.


2.2.

One end of the DSL cable is plugged into the router. The slot in the router is labelled „DSL“.



2.3.

The other end of the DSL cable is plugged into the network socket. (If there are 2 sockets, into the left one).



Option B:

The cable is plugged into the adapter, the adapters plugged into the telephone

Tip

Both ends of the DSL cable are the same. So it does not matter which end is plugged in where.

3. Connect the WIFI router to the socket

3.1.

The narrow plug from the power supply unit is connected to the WIFI router - „Power“ slot.



3.2.

The 2-pole plug will be connected to the nearest socket or power strip.

4. Please have some patience



Wait a moment. It takes about 2 to 5 minutes until the WIFI router has configured itself and is ready to start. The Internet and/or Fiber LED will then light up continuously.

Tip

The WIFI router or the Internet is configured automatically. You do not have to make any settings yourself to make the Internet work.

5. Connect to the WIFI

5.1.

Select the WIFI/Internet symbol on your device (PC, smartphone, game console etc.) and connect to the WIFI.



5.2.

Enter the WPA2 key as password for the WIFI.

Tip

Both the WIFI name and the WPA2 key can be found on the bottom of the router. Alternatively, you can also connect a device via LAN cable.

Well done!
You have successfully set up the Internet



+++

Do you have problems or further questions about your internet connection? We are there for you Mo-Fr from 8 am to 7 pm.

0848 444 888
or
support.teleboy.ch

+++

Please note:
The WIFI router is provided free of charge but on loan. Please keep the original packaging and accessories.